

NAV-TV

INTERFACING THE FUTURE

3950 NW 120th Ave, Coral Springs, FL 33065 TEL 561-955-9770 FAX 561-955-9760

AUDI 3G-VIM PRG

Video in Motion programmer for select AUDI

NTV-KIT787




BHM
12/20/16
NTV-DOC274

Overview

The AUDI 3G-VIM PRG enables video in motion for select AUDI vehicles equipped with 3G & 3G+ infotainment systems (typically equipped with navigation). Simple installation involves flashing the radio via the OBD2 port.

Kit Content



OBD2 Harness
NTV-HAR247



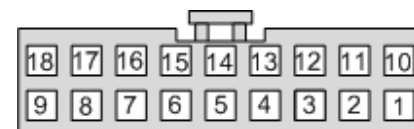
3G-VIM Module
NTV-ASY245



USB Cable (updates)
NTV-CAB009

3G-VIM PRG Pin out

Pin	Description	Color
1	Constant 12v (+) IN	Yellow
2	De-Program wire	White/Blue
9	CAN HI	Brown/Black
10	Ground (-)	Black
18	CAN LO	Brown



Wire Side

Module Flash Codes

LED Response	Description
3 flash	Programming MMI...
5 flashes	Programming Complete
8 flashes	Out of Licenses

Compatibility

**Compatible with
3G & 3G+ systems
(typically
equipped with
OEM NAV) which
play DVD in park**



Agreement: End user agrees to use this product in compliance with all State and Federal laws. NAV-TV Corp. would not be held liable for misuse of its product. If you do not agree, please discontinue use immediately and return product to place of purchase. This product is intended for off-road use and passenger entertainment only.

3G-VIM PRG Programming & Operation

1. Connect the 3G-VIM module to the provided OBD2 Harness.
2. With the vehicle running, connect the module to the OBD2 port (beneath drivers dash, low)
3. Watch LEDs, see chart on page 2 for extended module status information.
4. Wait for 5 LED flashes – Once the LED on board flashes 5 times, you may disconnect the OBD programmer (*total time should be less than 15 seconds*).
5. Programming is now complete. Test VIM ability (*next section*).

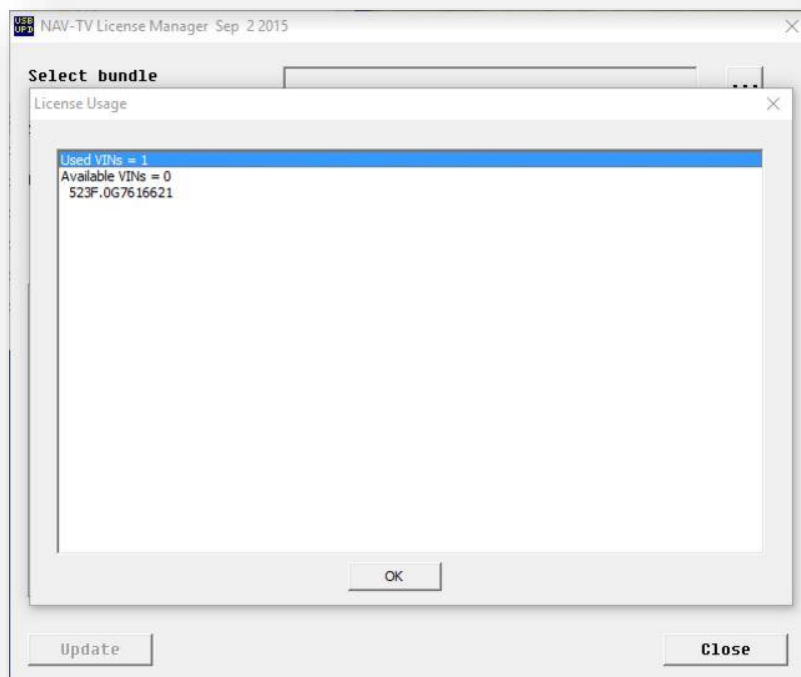


To test Video in Motion operation, follow these steps:

1. With the vehicle in park, insert a DVD into the MMI drive.
2. While in park, make sure the DVD movie plays normally.
3. Place the vehicle in drive and drive at least 5 mph – the video playing on screen should remain.
 - *This module does not require any activation toggling – once programmed, VIM will always function.*

NOTES:

- Once programmed, this modification remains forever. There is no de-programming for the 3G-VIM PRG.
- This is a license-capable module - it features an option for NAV-TV dealers to purchase licenses instead of multiple pieces of hardware, reducing overhead costs. **Contact NAV-TV** (561-955-9770) for more information regarding purchasing one single programmer, allocated for use in 10, 20 or more vehicles. Additional licenses may also be sent via email.
- ***This module locks to the SERIAL of the radio and can only be used on 1 vehicle, unless more licenses are purchase through NAV-TV.***



NAV-TV

INTERFACING THE FUTURE



Agreement: End user agrees to use this product in compliance with all State and Federal laws. NAV-TV Corp. would not be held liable for misuse of its product. If you do not agree, please discontinue use immediately and return product to place of purchase. This product is intended for off-road use and passenger entertainment only.